
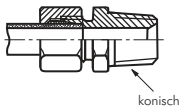


# Stahl- & Edelstahl-Schneidringverschraubungen ISO 8434-1

Gewinde: **NPT**



## Gerade Einschraubverschraubungen

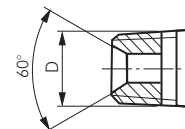
**NPT-Gewinde**

Typ	Typ	Typ Klemmring	Rohr Ø außen	Einschraubgewinde
Stahl verzinkt	1.4571	1.4571 (NC)		
<b>sehr leichte Baureihe</b>				
GE 4 LLR NPT	GE 4 LLR ES NPT	---	4 LL	NPT 1/8"
GE 6 LLR NPT	GE 6 LLR ES NPT	---	6 LL	NPT 1/8"
GE 8 LLR NPT	GE 8 LLR ES NPT	---	8 LL	NPT 1/8"
<b>leichte Baureihe</b>				
GE 6 LR NPT	GE 6 LR ES NPT	GE 6 LR NC NPT	6 L	NPT 1/8"
GE 6 LR 1/4 NPT	GE 6 LR 1/4 ES NPT	GE 6 LR 1/4 NC NPT	6 L	NPT 1/4"
---	GE 6 LR 3/8 ES NPT	GE 6 LR 3/8 NC NPT	6 L	NPT 3/8"
GE 8 LR NPT	GE 8 LR ES NPT	GE 8 LR NC NPT	8 L	NPT 1/4"
---	GE 8 LR 1/8 ES NPT	GE 8 LR 1/8 NC NPT	8 L	NPT 1/8"
GE 8 LR 3/8 NPT	GE 8 LR 3/8 ES NPT	GE 8 LR 3/8 NC NPT	8 L	NPT 3/8"
---	GE 8 LR 1/2 ES NPT	GE 8 LR 1/2 NC NPT	8 L	NPT 1/2"
GE 10 LR NPT	GE 10 LR ES NPT	GE 10 LR NC NPT	10 L	NPT 1/4"
GE 10 LR 3/8 NPT	GE 10 LR 3/8 ES NPT	GE 10 LR 3/8 NC NPT	10 L	NPT 3/8"
GE 10 LR 1/2 NPT	GE 10 LR 1/2 ES NPT	GE 10 LR 1/2 NC NPT	10 L	NPT 1/2"
GE 12 LR NPT	GE 12 LR ES NPT	GE 12 LR NC NPT	12 L	NPT 3/8"
GE 12 LR 1/4 NPT	GE 12 LR 1/4 ES NPT	GE 12 LR 1/4 NC NPT	12 L	NPT 1/4"
GE 12 LR 1/2 NPT	GE 12 LR 1/2 ES NPT	GE 12 LR 1/2 NC NPT	12 L	NPT 1/2"
---	GE 12 LR 3/4 ES NPT	GE 12 LR 3/4 NC NPT	12 L	NPT 3/4"
GE 15 LR NPT	GE 15 LR ES NPT	GE 15 LR NC NPT	15 L	NPT 1/2"
GE 18 LR NPT	GE 18 LR ES NPT	GE 18 LR NC NPT	18 L	NPT 1/2"
GE 22 LR NPT	GE 22 LR ES NPT	GE 22 LR NC NPT	22 L	NPT 3/4"
---	GE 22 LR 1/2 ES NPT	GE 22 LR 1/2 NC NPT	22 L	NPT 1/2"
GE 28 LR NPT	GE 28 LR ES NPT	---	28 L	NPT 1"
GE 35 LR NPT	GE 35 LR ES NPT	---	35 L	NPT 1 1/4"
GE 42 LR NPT	GE 42 LR ES NPT	---	42 L	NPT 1 1/2"
<b>schwere Baureihe</b>				
GE 6 SR NPT	GE 6 SR ES NPT	GE 6 SR NC NPT	6 S	NPT 1/4"
GE 8 SR NPT	GE 8 SR ES NPT	GE 8 SR NC NPT	8 S	NPT 1/4"
GE 8 SR 3/8 NPT	GE 8 SR 3/8 ES NPT	GE 8 SR 3/8 NC NPT	8 S	NPT 3/8"
GE 10 SR NPT	GE 10 SR ES NPT	GE 10 SR NC NPT	10 S	NPT 3/8"
GE 10 SR 1/4 NPT	GE 10 SR 1/4 ES NPT	GE 10 SR 1/4 NC NPT	10 S	NPT 1/4"
---	GE 10 SR 1/2 ES NPT	GE 10 SR 1/2 NC NPT	10 S	NPT 1/2"
GE 12 SR NPT	GE 12 SR ES NPT	GE 12 SR NC NPT	12 S	NPT 3/8"
GE 12 SR 1/4 NPT	GE 12 SR 1/4 ES NPT	GE 12 SR 1/4 NC NPT	12 S	NPT 1/4"
GE 12 SR 1/2 NPT	GE 12 SR 1/2 ES NPT	GE 12 SR 1/2 NC NPT	12 S	NPT 1/2"
GE 14 SR NPT	GE 14 SR ES NPT	GE 14 SR NC NPT	14 S	NPT 1/2"
GE 16 SR NPT	GE 16 SR ES NPT	GE 16 SR NC NPT	16 S	NPT 1/2"
---	GE 16 SR 3/4 ES NPT	GE 16 SR 3/4 NC NPT	16 S	NPT 3/4"
GE 20 SR NPT	GE 20 SR ES NPT	GE 20 SR NC NPT	20 S	NPT 3/4"
---	GE 20 SR 1/2 ES NPT	GE 20 SR 1/2 NC NPT	20 S	NPT 1/2"
GE 25 SR NPT	GE 25 SR ES NPT	GE 25 SR NC NPT	25 S	NPT 1"
GE 30 SR NPT	GE 30 SR ES NPT	---	30 S	NPT 1 1/4"
GE 38 SR NPT	GE 38 SR ES NPT	---	38 S	NPT 1 1/2"

## Anschlüsse mit NPT-Gewinde



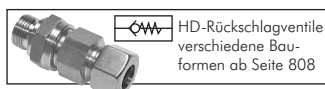
Nennmaß	Gangzahl auf 1 Zoll	D
NPT 1/8"	27	10,3
NPT 1/4"	18	13,7
NPT 3/8"	18	17,2
NPT 1/2"	14	21,3
NPT 3/4"	14	26,7
NPT 1"	11,5	33,4
NPT 1 1/4"	11,5	42,2
NPT 1 1/2"	11,5	48,3
NPT 2"	11,5	60,3
NPT 2 1/2"	8	73,0
NPT 3"	8	88,9



Weitere Gewindetabellen finden Sie auf Seite 1179.



**Rexroth**  
Bosch Group  
Hydraulikventile  
ab Seite 810



HD-Rückschlagventile  
verschiedene Bau-  
formen ab Seite 808



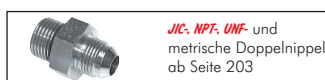
**Rexroth**  
Bosch Group  
Hydraulik Druckbegren-  
zungsventil ab Seite 816



**tesa**  
tesa®-Klebertechnik  
ab Seite 1062



JIC, NPT, UNF und  
metrische Reduzier-  
nippel ab Seite 221



JIC, NPT, UNF und  
metrische Doppelnippel  
ab Seite 203



Hydraulikkupplungen  
ab Seite 323



Aluminium-, Kupfer-  
und Stahlrohre ab  
Seite 409

Alle Angaben verstehen sich als unverbindliche Richtwerte! Für nicht schriftlich bestätigte Datenauswahl übernehmen wir keine Haftung. Druckangaben beziehen sich, soweit nicht anders angegeben, auf Flüssigkeiten der Gruppe II bei +20°C.